

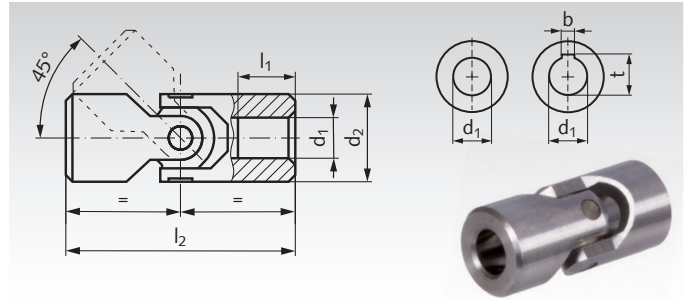
Single Universal Joints WEL similar to DIN 808

Material: Steel.

Max. Operating Angle 45°.

These low-price, single universal joints are especially suited for manual operation at low torques. As the contact surfaces are not hardened/ground, they can only be used at high speeds for short intervals.

Optionally without or with keyway DIN 6885-1, on both sides.



Ordering Details: e.g.: Product No. 630 613 00, Universal Joint WEL, 6 mm Bores, without Keyway

Product No. without keyway	Product No. with keyway	d ₁ ^{H7} mm	d ₂ mm	l ₁ mm	l ₂ mm	b ^{JS9} mm	t mm	perm. max. Torques at different Speeds*				Weight kg
								100 min ⁻¹ Nm	200 min ⁻¹ Nm	400 min ⁻¹ Nm	800 min ⁻¹ Nm	
630 613 00	-	6	13	13	40	-	-	8,5	8,5	6,2	-	0,03
630 616 00	630 616 00N	8	16	10	40	2	9,0	16,9	11,7	9,1	6,1	0,04
630 620 00	630 620 00N	10	20	10	45	3	11,4	32,5	22,1	15,6	9,1	0,08
630 625 00	630 625 00N	12	25	11	50	4	13,8	59	32,5	21	11,7	0,14
630 629 00	630 629 00N	14	29	13	56	5	16,3	91	59	43	29	0,20
630 632 00	630 632 00N	16	32	15	65	5	18,3	114	111	72	44	0,29
630 637 00	630 637 00N	18	37	17	72	6	20,8	208	156	88	-	0,44
630 640 00	630 640 00N	20	40	19	82	6	22,8	312	221	117	-	0,57
630 647 00	630 647 00N	22	47	22	95	6	24,8	390	260	143	-	0,93
630 650 00	630 650 00N	25	50	27	108	8	28,3	507	325	182	-	1,19
630 658 00	630 658 00N	30	58	30	122	8	33,3	559	429	195	-	1,72

* Only for short intervals.

Bellows
page 397



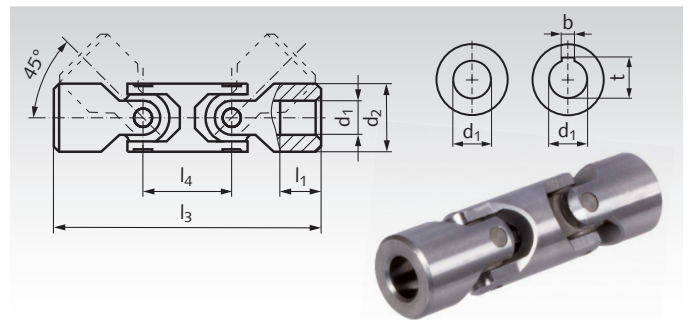
Double Universal Joints WDL similar to DIN 808

Material: Steel.

Max. Operating Angle 90°.

These low-price, single universal joints are especially suited for manual operation at low torques. As the contact surfaces are not hardened/ground, they can be only used at high speeds for short intervals.


Optionally without or with keyway DIN 6885-1, on both sides.



Ordering Details: e.g.: Product No. 630 713 00, Universal Joint WDL, 6 mm Bores, without Keyway

Product No. without keyway	Product No. with keyway	d ₁ ^{H7} mm	d ₂ mm	l ₁ mm	l ₃ mm	l ₄ mm	b ^{JS9} mm	t mm	perm. max. Torques at different Speeds*				Weight kg
									100 min ⁻¹ Nm	200 min ⁻¹ Nm	400 min ⁻¹ Nm	800 min ⁻¹ Nm	
630 713 00	-	6	13	13	63	23	-	-	8,5	8,5	6,2	-	0,07
630 716 00	630 716 00N	8	16	10	67	27	2	9,0	16,9	11,7	9,1	6,1	0,07
630 720 00	630 720 00N	10	20	10	74	29	3	11,4	32,5	22,1	15,6	9,1	0,08
630 722 00	630 722 00N	12	22	11	74	29	4	13,8	32,5	22,1	15,6	9,1	0,13
630 725 00	630 725 00N	14	25	13	85	33	5	16,3	59	33	21	11,7	0,19
630 729 00	630 729 00N	16	29	19	100	35	5	18,3	91	59	43	29	0,31
630 732 00	630 732 00N	18	32	20	112	39	6	20,8	114	111	72	44	0,44
630 740 00	630 740 00N	20	40	19	128	46	6	22,8	312	221	117	-	0,82
630 741 00	630 741 00N	22	40	25	145	46	6	24,8	312	221	117	-	0,94
630 750 00	630 750 00N	25	50	24	163	59	8	28,3	507	325	182	-	1,56
630 758 00	630 758 00N	30	58	30	182	66	8	33,3	559	429	195	-	2,43

* Only for short intervals.



**Reworking within
24h-service possible.
Custom made parts
on request.**